










CALACATTA TOP

APPLICATION

SPECIFICATION

<p>ABRASION RESISTANCE</p> 	<p>COLOR ENHANCING</p> <p>No</p>	<p>CATEGORY</p> <p>MARBLE</p>
<p>STAIN RESISTANCE</p> 	<p>COUNTERTOPS/ VANITIES</p> <p>Yes</p>	<p>THICKNESS</p> <p>2 CM</p>
<p>ETCHING RESISTANCE</p> 	<p>INTERIOR FLOOR</p> <p>Yes</p>	<p>FINISH</p> <p>POLISHED</p>
<p>HEAT RESISTANCE</p> 	<p>FIREPLACE/ INTERIOR WALL</p> <p>Yes</p>	<p>AVERAGE SIZE</p> <p>135 X 77</p>
<p>UV RESISTANCE</p> 	<p>SHOWER WALL</p> <p>Yes</p>	<p>GROUP</p> <p>HIGH END</p>
<p>COLOR RANGE</p> 	<p>SHOWER FLOOR</p> <p>Yes</p>	<p>TRANSLUCENT</p> <p>No</p>
<p>MOVEMENT INDEX</p> 	<p>EXTERIOR FLOOR</p> <p>Yes</p>	<p>PATTERN</p> <p>Slip Match</p>
	<p>EXTERIOR WALL</p> <p>Yes</p>	<p>CUT TO SIZE</p> <p>Yes</p>
	<p>POOL/ FOUNTAIN</p> <p>Yes</p>	<p>SEALER</p> <p>Filamp90 or Mapei Ultra Care</p>
	<p>FURNITURE TOP</p> <p>Yes</p>	<p>ORIGIN</p> <p>Italy</p>

MAINTENANCE AND CARE

- * For cleaning, as needed, use a neutral cleanser to scrub tile and grout.
- * Wipe up spills immediately. Dry with a second soft towel or cloth.
- * Do not use bleach, ammonia - based cleansers, acidic, citrus or other harsh chemicals.
- * Do not use gritty cleansers or soft scrubs that are abrasive and rough scouring pads.

